

Trakkit™ GPS User Guide

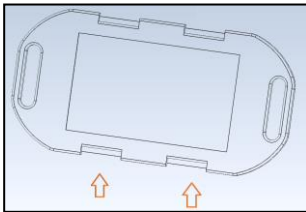


Meet your Trakkit GPS

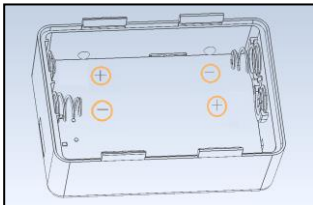


The most versatile GPS tracking device on the market, Trakkit provides an innovative solution for your tracking needs that uses Wi-Fi instead of Cellular for GPS tracking, including alerts, motion detection and temperature monitoring. A micro USB port is provided to use external power (this does not charge the battery, Trakkit uses disposable lithium batteries).

Battery Installation & Removal



Batteries come pre-installed in your Trakkit. To access the battery compartment in your Trakkit, remove the bottom plate by gently prying open the side barbs, one barb at a time.



Once open, carefully insert AAA batteries one at a time, paying close attention to the positive and negative contact ends. Replace bottom cover in a way such that the grooves cover the batteries.

⚠ USE ONLY ENERGIZER ULTIMATE LITHIUM AAA BATTERIES (TYPE L92)

Setup Your Trakkit GPS:



To start using your Trakkit install the mobile phone app available on the App Store and Google Play. Through this app, you will receive tracking alerts, notifications, firmware updates, activate your account, register devices and manage your service subscription. You may also use your browser and visit the web app at: <https://trakkit.us>

Trakkit™ is an implementer member of the Wi-Fi Alliance® and this product is Wi-Fi CERTIFIED® for consumer use.



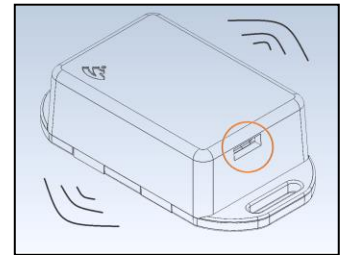
STEP 1. Create an Account and Add your Trakkit GPS:

Once you install the Trakkit App, Open the App, then select Sign Up to create an Account. Then the main menu will be displayed, click the top right menu to Add Device. Type the MAC address found on the back of your Trakkit and choose a descriptive Name. Do this for each of your new Trakkits.

STEP 2. Connect to your Trakkit GPS:

For first time activation, plug in the provided USB cable in the area shown to put your Trakkit into Wi-Fi Configuration mode. If the Yellow light starts flashing (and blue light solid), jump to STEP 3 “Configure your Trakkit GPS”

If you see a solid Yellow light from the LED window, gently double tap the device until a blue light appears, then double tap again (within 6 seconds) and the yellow light begins flashing, see STEP 3.

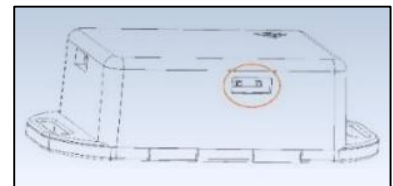


STEP 3. Configure your Trakkit GPS:

If the yellow light is flashing while the blue light remains solid, the device is now in Configuration (Access Point) mode and is ready to connect with your mobile phone.

If the yellow light does not begin flashing, unplug the device, wait 5 seconds, and repeat STEP 2.

- Open your Phone Wi-Fi Settings, look for and Connect to “Trakkit-xxxx” (where xxxx are the last 4 of the MAC ID)
- Once connected, open your web browser and navigate to <http://10.123.45.1> (or tap “manage router” on android) in your browser to access the Trakkit Setup page.
- Then type or copy and paste the SSID and Password of the Wi-Fi network you wish to designate as a “Home” and select “Add Profile”.

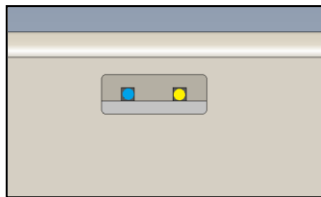


You may add up to 4 “Home” networks for Trakkit to recognize, or even add your mobile Hotspot. When finished, unplug the cable (or select Reboot). Your Trakkit is ready to use.

Note: At least 1 Home Profile must be added for Trakkit to work properly (i.e. Upload GPS Logs, Firmware updates, etc.) Also, for first time use, Trakkit uses your Home Wi-Fi Profile to download its GPS tables for quicker GPS acquisition and performance.

You can check your Trakkit App, and you should see the Trakkit check in for the first time. If Trakkit is at one of the “Home” networks just configured, you should see a **Green** icon indicating Trakkit is using your home Wi-Fi. Once Trakkit travels away from Home, it will start looking for any open Wi-Fi to check in. You will see a **Blue** icon indicating an estimated location, or a **Red** icon indicating a true GPS location. If you are using GPS Logging Mode, those locations are marked in Black.

Firmware updates (Optional):



When new firmware is released, users will be prompted to connect the device via USB cable to a power source and authorize the update. **This update must be performed within range of one of your Home networks.** Once the update is under way, both the blue and yellow LEDs will flash an alternating pattern (meaning the firmware update is downloading), then a synchronized flash to indicate the firmware is being applied. Both LEDs will turn off, followed by a steady yellow for 6 seconds once the update is complete.

WARNING: Please do not unplug your Trakkit until firmware upgrade has been completed (all lights off).

LED Light Indications:

Blue Light	Yellow Light	Meaning
Solid	Fast Flashing	Configuration (AP) Mode
Fast Flashing	Solid	Configuration (AP) Mode
Slow Flashing every second	Off	GPS Acquiring Location
Slow Flashing every second	Solid (dim)	GPS Almost has Location Fix
3 Slow Flashes (in sync)	3 Slow Flashes (in sync)	Dead/Low Batteries
Fast Flash (alternating)	Fast Flash (alternating)	Firmware Upgrade in Progress
One Quick Flash (in sync)	One Quick Flash (in Sync)	Successful Network Check-in
Off	Solid (for 6 seconds)	(Double-Tap twice to enter Configuration Mode)

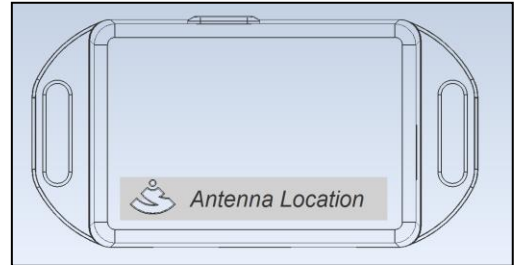
Trakkit Modes of Operation: (see chart on next page)

User Modes	WiFi Tracking (Default)	GPS Tracking	GPS Logging
How it works	<ul style="list-style-type: none"> Trakkit checks for WiFi every 2 minutes. If an open WiFi is found Trakkit records and shows your WiFi position (blue dot). This is the estimated position based on the location of the WiFi source. Typical battery life is 2 months This is the default Mode when Trakkit is on internal batteries. 	<ul style="list-style-type: none"> Trakkit checks for WiFi every 2 minutes. If an open WiFi is found Trakkit records and shows Trakkit's GPS position (red dot). If Trakkit cannot get a GPS position (it is cloudy, rainy, etc) then it resolves on an estimated position based on the location of the WiFi source (you see a blue dot). Typical battery life is less than 1 month. This is the default Mode if you plug Trakkit in. 	<ul style="list-style-type: none"> Logs Trakkit's GPS position every minute Easy on the battery When Trakkit senses no motion it checks for WiFi and if it finds one it will try to check in (will show a red dot if position is GPS based or blue dot if position is WiFi based). When you reach a Home WiFi, previously configured, Trakkit uploads all the GPS Logging data. Typical battery life is 2 months.
What you see in your app or Computer	<ul style="list-style-type: none"> All the blue dots (WiFi positions) encountered during the journey. These are estimations and may vary widely in accuracy. 	<ul style="list-style-type: none"> All the red (GPS positions) and blue dots (WiFi positions) encountered during the journey. 	<ul style="list-style-type: none"> When Trakkit is away of your saved WiFi's you see the points where Trakkit checked in. When Trakkit reaches a Home WiFi you see all the GPS saved points (black dots) and any red dots Trakkit saved along the way.
Useful for	<ul style="list-style-type: none"> You need to know where Trakkit is, or if it has moved, but without worrying about the battery. <p>Examples: Check a vehicle's position during long rides Check in on your loved ones location Put it in your ATV/ toolbox/ expensive gear and see if/when it gets moved.</p>	<ul style="list-style-type: none"> Locate Trakkit's exact position along the way. Very convenient to put on your valuable items. <p>Examples: Check your purse Where's your bike Where's your backpack? Your child's route to school and back</p>	<ul style="list-style-type: none"> Know exactly where your Trakkit traveled and when. This is the most discreet way to track something. <p>Examples: Monitor your pet's journey Check where your teen travels throughout the day Where did your boat go during those couple of weeks you were away? See where your cat walks around when he goes away</p>
<p>Red and blue dots are real time location. Black dots are logged records. You can switch between modes from your computer or app on your phone. Trakkit will start operating in the selected mode once it "checks in" on an open WiFi or on your Home/saved WiFi's.</p>			

Mounting your Trakkit GPS:

Your Trakkit may be equipped with flanges on both sides of the device for convenient mounting wherever you need it. When mounting the device, please note the antenna is located on the top logo side of the device.

Note: Different orientations and locations may affect Wi-Fi and GPS performance



Safety Instructions

- Read, keep and follow these instructions
- Heed all warnings
- Do not use this product near water or expose the product to dripping or splashing of any water or liquid.
- Clean only with a dry cloth
- Do not install near any heat sources such as radiators, heat registers, stoves or other apparatus (including amplifiers) that produce heat
- Only use attachments and accessories specified by the manufacturer
- Read our Product Usage

CAUTION: RISK OF EXPLOSION IF BATTERY IS REPLACED BY AN INCORRECT TYPE. DISPOSE OF USED BATTERIES ACCORDING TO THE INSTRUCTIONS.

VORSICHT. EXPLOSIONSGEFAHR WENN BATTERIEN EINES FALSCHEN TYPUS VERWENDET WERDEN. ENTSORGEN SIE BATTERIEN ENTSPRECHEND DER ANWEISUNGEN.

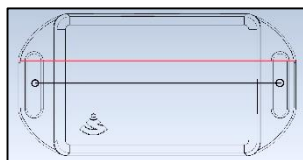
ATTENTION. RISQUE D'EXPLOSION SI LA BATTERIE EST REMPLACÉE PAR UN MODÈLE INCORRECT. JETEZ LES BATTERIES USAGÉES SELON LES INSTRUCTIONS S'Y RÉFÉRANT.

WARNING: No user-serviceable parts inside. Refer all servicing to qualified service personnel.

For any questions, please contact support at: support@trakkitgps.com

Also, you may Open a Support Ticket at: <http://trakkitgps.com>

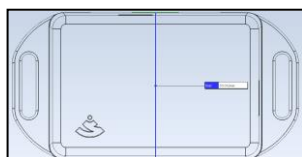
Dimensions and Template:



2.703 in. Length
2.396 in. between flange
center-holes



1.378 in. Width



0.76 in. Depth

Correct disposal of batteries in this product

(Waste Electrical & Electronic Equipment) (Applicable in countries with separate collection systems)



This marking on the product, accessories or literature indicates that the product and its electronic accessories (e.g. charger, headset, USB cable) should not be disposed of with other household waste. To prevent possible harm to the environment or human health from uncontrolled waste disposal, please separate these items from other types of waste and recycle them responsibly to promote the sustainable reuse of material resources. Household users should contact either the retailer where they purchased this product, or their local government office, for details of where and how they can take these items for environmentally safe recycling. Business users should contact their supplier and check the terms and conditions of the purchase contract. This product and its electronic accessories should not be mixed with other commercial wastes for disposal. (Applicable in countries with separate collection systems) This marking on the battery, manual or packaging indicates that the batteries in this product should not be disposed of with other household waste. Where marked, the chemical symbols Hg, Cd or Pb indicate that the battery contains mercury, cadmium or lead above the reference levels in EC Directive 2006/66. If batteries are not properly disposed of, these substances can cause harm to human health or the environment. To protect natural resources and to promote material reuse, please separate batteries from other types of waste and recycle them through your local, free battery return system.

Disclaimer:

Some content and services accessible through this device belong to third parties and are protected by copyright, patent, trademark and/or other intellectual property laws. Such content and services are provided solely for your personal non-commercial use. You may not use any content or services in a manner that has not been authorized by the content owner or service provider. Without limiting the foregoing, unless expressly authorized by the applicable content owner or service provider, you may not modify, copy, republish, upload, post, transmit, translate, sell, create derivative works, exploit, or distribute in any manner or medium any content or services displayed through this device.

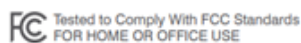
Certifications

Hereby, Trakkit LLC. declares that this product is in compliance with the essential requirements and other relevant provisions of Directive 1999/5/EC.

Certified under FCC Part 15.

Certified in Canada by IC to RSS-247.

This Class B digital apparatus complies with Canadian ICES-003.



Cet appareil numérique de la classe B est conforme à la norme NMB-003 du Canada.

emitting devices.

This device should not be installed or operated within 20cm (8 inches) of persons or other radio

FCC Statement

Operation of this device is subject to the following two conditions: (1) this device may not cause interference, and (2) this device must accept any interference, including interference that may cause undesired operation of the device.

One (1) Year Limited Warranty

Trakkit LLC referred to as Trakkit, warrants this product against defects in materials and/or workmanship under normal use for a period of ONE (1) YEAR from the date of purchase by the original purchaser ("Warranty Period"). If a defect arises and a valid claim is received within the Warranty Period, then as your sole remedy (and Trakkit's sole liability), Trakkit will at its option either 1) repair the defect at no charge, using new or refurbished replacement parts, or 2) replace the Product with a new product that is functionally equivalent to the original, in each case within 30 days following receipt of the returned Product. A replacement product or part, assumes the remaining warranty of the original Product. When a Product or part is exchanged, any replacement item becomes your property and the replaced Product or part becomes Trakkit's property.

Obtaining Service: To obtain warranty service, visit trakkitgps.com to speak with a service agent or open a service request. Please be prepared to describe the Product that needs service and the nature of the problem. A purchase receipt is required. The Product must be insured, and shipped freight prepaid and securely packaged. You must contact support for a Return Material Authorization Number ("RMA Number") before shipping any Product, and include the RMA Number, a Copy of your purchase receipt and a description of the problem you are experiencing with the Product. Any claim under this Limited Warranty must be submitted to Trakkit before the end of the Warranty Period.

Exclusions: This warranty does not apply to: a) damage caused by failure to follow instructions relating to the Product's use or the installation of components; b) damage caused by accident, abuse, misuse, transport, neglect, fire, floods, earthquake or other external causes; c) damage caused by service performed by anyone who is not an authorized representative of Trakkit; d) accessories used in conjunction with a covered Product; e) a Product or part that has been modified to alter functionality or capability; f) items intended to be periodically replaced by the purchaser during the normal life of the Product, including, without limitation, batteries, bulbs or cables; g) a Product that is used commercially or for a commercial purpose, in each case as determined by Trakkit.

EXCEPT FOR BODILY INJURY, Trakkit SHALL NOT BE LIABLE FOR (I) ANY LOST PROFITS, COST OF PROCUREMENT OF SUBSTITUTE PRODUCTS, OR ANY INCIDENTAL OR CONSEQUENTIAL DAMAGES, OR (II) ANY AMOUNTS IN EXCESS OF THE PURCHASE PRICE FOR THE PRODUCT, IN EACH CASE WHETHER RESULTING FROM THE USE OF OR INABILITY TO USE THIS PRODUCT, OR ARISING OUT OF ANY BREACH OF THIS WARRANTY, EVEN IF COMPANY HAS BEEN ADVISED OF THE POSSIBILITY OF SUCH DAMAGES. SOME STATES DO NOT ALLOW THE EXCLUSION OR LIMITATION OF INCIDENTAL OR CONSEQUENTIAL DAMAGES, SO THE ABOVE LIMITATION AND EXCLUSIONS MAY NOT APPLY TO YOU. TO THE EXTENT PERMITTED BY APPLICABLE LAW, Trakkit DISCLAIMS ANY AND ALL STATUTORY OR IMPLIED WARRANTIES, INCLUDING WITHOUT LIMITATION, WARRANTIES OF MERCHANTABILITY, FITNESS FOR A PARTICULAR PURPOSE AND WARRANTIES AGAINST HIDDEN OR LATENT DEFECTS. IF Trakkit CANNOT LAWFULLY DISCLAIM STATUTORY OR IMPLIED WARRANTIES, THEN TO THE EXTENT PERMITTED BY LAW, ALL SUCH WARRANTIES SHALL BE LIMITED IN DURATION TO THE WARRANTY PERIOD. SOME STATES DO NOT ALLOW LIMITATIONS ON HOW LONG AN IMPLIED WARRANTY LASTS, SO THE ABOVE LIMITATIONS MAY NOT APPLY TO YOU.

This warranty gives you specific legal rights and you may also have other rights, which vary from state to state. To exercise your rights under this warranty, please follow the instructions above under the heading "Obtaining Service", or contact Trakkit LLC. at, 6586 Hypoluxo Road #214. Lake Worth, FL 33467